

Introducing the most innovative system for swine blood sampling

New!
TEGO[™]
swine



Collecting blood has never been this easy—or safe

A breakthrough in safety

- Advances animal handler security
 - Reduces risk of injuries from needle sticks
 - Reduces potential injury from agitated swine
- Advances care of livestock
 - Reduces stress and potential injury to swine during sampling through a passive and quick blood collection process

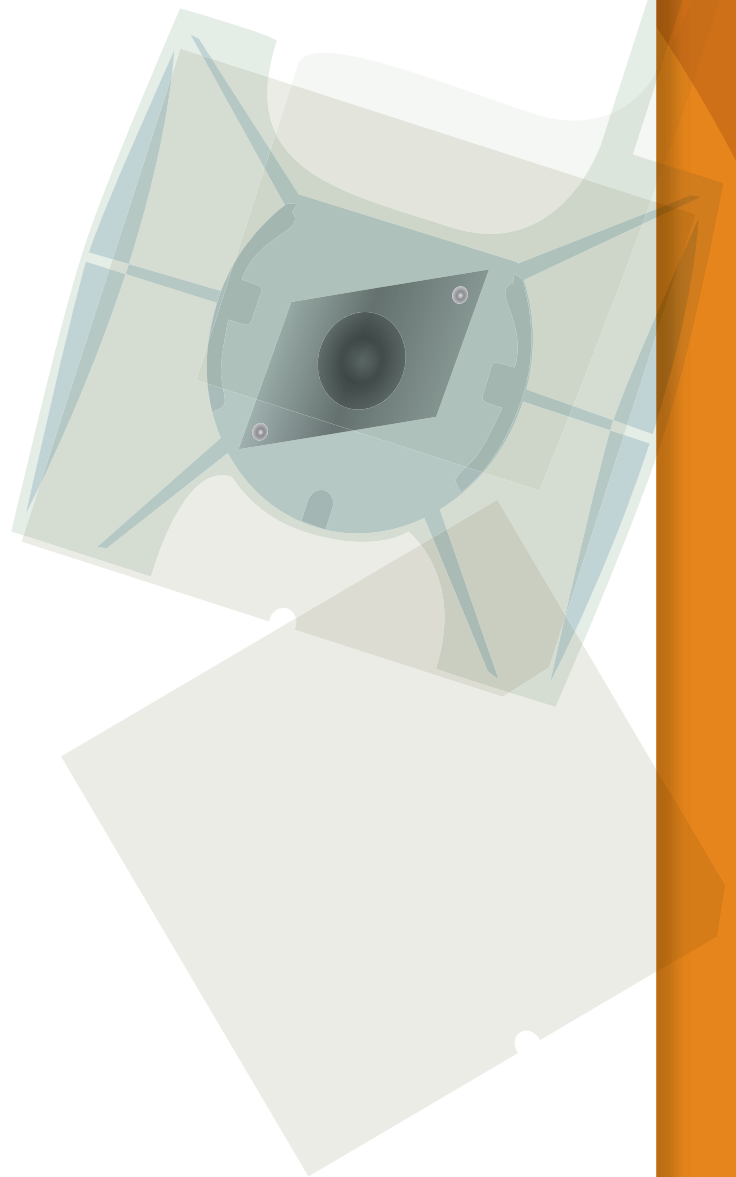
Compatible with existing lab processes

- Blood samples, which dry quickly on blood collection cards, are ready to be sent for laboratory testing
- Samples can be stored at room temperature without affecting sample integrity
- The **TEGO**[™] swine blood collection kit is suitable for use in genetic testing. Please visit www.itlanimalhealthcare.com for more information about using the **TEGO**[™] swine blood collection kit for disease testing

Cost-effective and convenient

- Fits standard ear-tagging applicators and is easily applied to animal's ear
- Makes sampling process quick and more efficient
- Allows for shipment of blood samples through regular postal mail—refrigeration is unnecessary
- Room temperature storage reduces costs of handling and storing blood samples

TEGO[™]
Animal Blood Collection Kit



New!

TEGO™

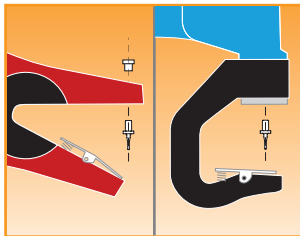
swine

Introducing the most innovative system
for swine blood sampling

Simplifies the process, reduces the risks

TEGO™ — developed in close consultation with U.S. laboratories, veterinarians and livestock producers worldwide.

Quick and easy



1. Begin by inserting **TEGO™** Adapter Pin into ear-tagging applicators* — a step that is performed only once.



2. Remove the kit from packaging and place it into the ear-tagging applicator.



3. Position over the animal's ear, targeting the vein-rich area, then clamp.



4. Release the ear-tagging applicator, leaving the kit attached to the ear for passive blood collection (about 10–20 seconds).



5. Remove the kit from the ear by holding kit and pulling up.



6. Slide the blood collection card from the holder, and place it almost entirely into the **TEGO™** envelope.



7. Label the exposed end of the card. After inserting the entire card into the **TEGO™** envelope, place folded-over **TEGO™** envelopes into a mailing envelope and mail to testing facility.

* **Note:** Kit is compatible with Allflex® Total Tagger and Allflex® Retract-O-Matic™ ear-tagging applicators; requires use of **TEGO™** Adapter Pin.

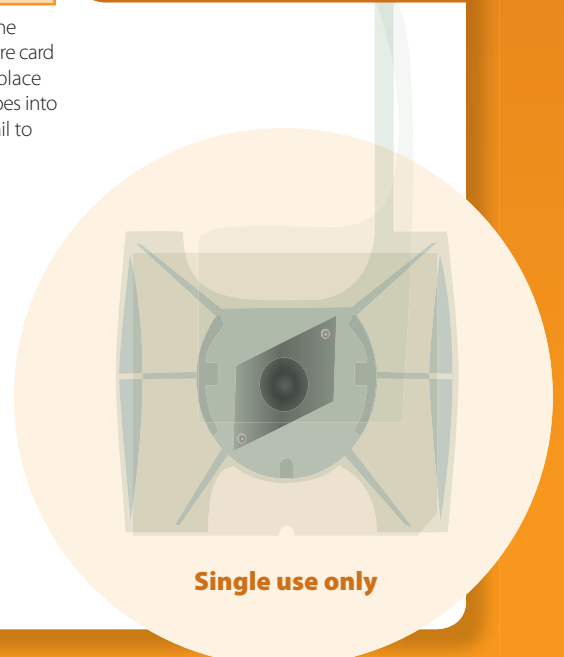


There's security in knowing that you're providing the most advanced care for your animals

Visit www.itlanimalhealthcare.com to view a video illustrating how to use the **TEGO™** swine blood collection kit.

For more information about **TEGO™**, call ITL Animal Healthcare at 1-888-411-2851 or e-mail itlanimalhealthcare@itlus.com.

Allflex is a registered trademark and Retract-O-Matic is a trademark of Allflex USA, Inc.
TEGO is a trademark of ITL Corporation, Melbourne, Australia.
©2009 ITL Corporation. All rights reserved. Patent pending.
ITL-BR-0026-Rev01



Single use only